

# LEADING MANUFACTURER OF ENERGY STORAGE BATTERIES

Embrace *Life*  
The Power Of Sun






**BSLBATT**<sup>®</sup>  
Best Solution Lithium Battery  
[www.bsl-battery.com](http://www.bsl-battery.com)













Win-win | Change | Cooperation | Integrity | Responsibility

BSL NEW ENERGY TECHNOLOGY CO., LTD

# Global 54 Distributors, 4 Offices



-  Offices
-  Agents
-  Exclusive agents

-  01 History & Certificates
-  05 Energy Storage Battery Product
-  07 LV Battery Product
-  15 HV Battery Product
-  19 Commercial Battery Storage
-  39 Lead-acid Replacement Series
-  43 Portable Power Station
-  46 APP Monitoring
-  47 BSLBATT Case Stories
-  55 Global Projects
-  56 Compatible Brands
-  57 Company Profile

# History

## 2011

- WISDOM INDUSTRIAL POWER CO., LIMITED was established, mainly involved in lead-acid battery foreign trade sales. The original lead-acid factory was established in 1992.
- Now renamed as BSL NEW ENERGY (HONGKONG) CO., LIMITED.

## 2014

- First Li-ion battery factory in Anhui, China.
- Lithium batteries shipped in bulk, 12V / 24V for lead-acid replacement.

## 2012

- Established HUIZHOU WISDOM POWER TECHNOLOGY CO., LTD. to further expand the business of lead-acid batteries, and the foreign trade sales exceeded 100 million RMB.

## 2018

- Established Li-ion battery factory in Dongguan, China, with a production area of 6,000 square meters.
- Launched the first rack-mounted and wall-mounted battery models for home energy storage, with over 7,000 units sold overseas.

## 2017

- The Energy Storage Battery Division is growing rapidly, with product voltages extending to 48V/51.2V and more applications, and volume shipments of lithium batteries for the telecom sector and UPS.

## 2021

- Established HUIZHOU BSL COMPANY CO., LTD.
- Established Huizhou lithium battery manufacturing and production line.
- Our products are exported to more than 50 countries, and our quality and service are recognized.

## 2020

- Large shipments of batteries for residential storage.
- Became the leading energy storage battery brand in South Africa.
- Became the #3 Chinese lithium battery brand to be listed by Victron.

## 2023

- Over 90,000 batteries installed in residential worldwide.
- Energy storage product breakthroughs in commercial and industrial sectors.
- European office and warehouse opened.
- Established R&D facility in Anhui, China for commercial and industrial energy storage products.

## 2022

- 2000 square feet warehouse and office established in Dallas, Texas, USA.
- Products passed UL1973 / IEC / Australia CEC and other international certifications.
- Realization of a complete range of home storage products.

# Certification

UL1973 / UL9540A / IEC62619 / IEC62040 / IEC62477



# Enterprise Qualification

The company has established a perfect system for the construction and protection of intellectual property rights.

Invention Patent

60<sup>+</sup>

Utility Model Patent

01<sup>+</sup>

Software Copyright

05<sup>+</sup>

Several patents have been applied for and are pending authorization.





# Energy Storage Battery Products

## Portable Batteries



Capacity: 3840 Wh  
AC Output: 3300W / 3600W



Portable Batteries



## Residential ESS



Capacity: 5/10/15 kWh  
Max. of parallel connections: 63

Rack Mounted Battery



Capacity: 5/10/15 kWh  
Max. of parallel connections: 15/30

Wall Mounted Battery



Capacity: 10.61 - 37.27 kWh  
Nominal Voltage: 204.8 V - 716.8 V

High Voltage Stacked Batteries



Capacity: 7.8 kWh - 466 kWh  
Nominal Voltage: 115.2V - 800V

ESS-GRID HV PACK 135



Inverter: 15 kW ~ 30 kW  
Battery: 30 kWh ~ 90 kWh

ESS-GRID DyniO Series



Capacity: 105 kWh - 2.49 MWh  
Nominal Voltage: 568V - 908.8V

ESS-GRID Station Series

## C&I ESS



Capacity: 96.76 kWh - 2.45 MWh  
Nominal Voltage: 560V ~ 876V

ESS-BATT Cubicon Series



Capacity: 200.7 kWh - 2.45 MWh  
Nominal Voltage: 716.8V - 768V

ESS-GRID Cabinet Series



Capacity: 1 MWh / 3.8 MWh  
Nominal Voltage: 672V~852V

ESS-GRID FlexiO Series



BSL Cloud



# Li-Pro SERIES

51.2V LiFePO4 Solar Wall Batteries



**5.12kWh/10.24kWh/15.36kWh**  
Li-Pro 5120 / Li-Pro10240 / Li-Pro15360

BSLBATT Li-PRO Battery offers an option if you are looking for batteries to match your system. Comprehensive battery design and considering protection function makes sure our battery can have a perfectly performance while a long life time.

Li-PRO Battery is a 51.2V household battery based on LiFePO4, available in 5kWh / 10kWh / 15kWh capacities, with a maximum of 32 identical units in parallel, and superior IP65 protection.

Compact design, space saving	Max. 1C discharge	> 6000 cycle life @90% DOD
10-year warranty & technical support	30 days delivery period	Module design, flexible expansion
UL standard battery pack	Matching with leading inverters	Protection level: IP65

## Specification

51.2V 5.12kWh/10.24kWh/15.36 Battery

Item	General Parameter			
	Li-Pro 5120	Li-Pro 10240	Li-Pro 15360	
Battery Type	LiFePO4	LiFePO4	LiFePO4	
Nominal Voltage (V)	51.2	51.2	51.2	
Nominal Capacity (wh)	5120	10240	15360	
Usable Capacity (wh)	4608	9216	13824	
Cell & Method	16S1P	16S1P	16S1P	
Dimension(mm)(W*H*D)	660*450*145	760*530*190	900*660*220 (With base: 986.5*660*250)	
Weight(Kg)	50	90	132 (With Base : 138)	
Discharge Voltage (V)	47			
Charge Voltage (V)	55			
Charge	Rate. Current / Power	50A / 2.56kW	100A / 5.12kW	150A / 7.68kW
	Max. Current / Power	80A / 4.096kW	160A / 8.192kW	240A / 12.288kW
	Peak Current / Power	110A / 5.632kW	210A / 10.752kW	310A / 15.872kW
Discharging	Rate. Current / Power	100A / 5.12kW	200A / 10.24kW	300A / 15.36kW
	Max. Current / Power	120A / 6.144kW, 1s	220A / 11.264kW, 1s	310A / 15.872kW, 1s
	Peak Current / Power	150A / 7.68kW, 1s	250A / 12.80kW, 1s	400A / 20.48kW, 1s
Communication	RS232, RS485, CAN, WIFI(Optional), Bluetooth(Optional)			
Depth Of Discharge(%)	90%			
Expansion	Up to 32 units in parallel			
Working Temperature	Charge	0~55°C		
	Discharge	-20~55°C		
Storage Temperature	0~35°C			
Short Circuit Current /Duration Time	350A, Delay time 500µs			
Cooling Type	Nature			
Protection Level	IP65			
Monthly Self-discharge	≤ 3%/month			
Humidity	≤ 60% ROH			
Altitude(m)	< 4000			
Warranty	10 Years			
Design Life	> 15 Years (25°C / 77°F)			
Cycle Life	> 6000 cycles, 25°C			

Note: Customized models and adjusted parameters are available upon request.

# PowerLine Series

Ultra Thin 51.2V LiFePO4 Solar Wall Battery



PowerLine- 5 is an ultra-thin wall-mounted battery that can be installed directly on the wall through a simple installation method quick installation. Exquisite designed, compact size can fit into any small space in the home. We use industry-leading LiFePO4 technology to cycle more than 6000 times @ 90% DOD.



Modular and scalable



Max. 1C discharge



> 6000 cycle life  
@90% DOD



10-year warranty &  
technical support



30 days delivery period



For on-grid and off-grid



UL standard battery  
pack



Compatible with  
multiple inverters



Safe and reliable LiFePO4

Item	General Parameter	
Model	PowerLine-5	
Nominal energy	LiFePO4	
Nominal Voltage (V)	51.2	
Nominal Capacity (wh)	5120	
Usable Capacity (wh)	4608	
Cell & Method	16S1P	
Dimension(mm)(W*H*D)	(700*540*90) ±1mm	
Weight(Kg)	48.3±2Kg	
Discharge Voltage (V)	47	
Charge Voltage (V)	55	
Charge	Rate. Current / Power	50A / 2.56kW
	Max. Current / Power	80A / 4.096kW
	Peak Current / Power	110A / 5.632kW
Discharging	Rate. Current / Power	100A / 5.12kW
	Max. Current / Power	120A / 6.144kW, 1s
	Peak Current / Power	150A / 7.68kW, 1s
Communication	RS232, RS485, CAN, WIFI(Optional), Bluetooth(Optional)	
Depth Of Discharge(%)	90%	
Expansion	Up to 32 units in parallel	
Working Temperature	Charge	0~55°C
	Discharge	-20~55°C
Storage Temperature	0~35°C	
Short Circuit Current /Duration Time	350A, Delay time 500µs	
Cooling Type	Nature	
Protection Level	IP20	
Monthly Self-discharge	≤ 3%/month	
Humidity	≤ 60% ROH	
Altitude(m)	< 4000	
Warranty	10 Years	
Design Life	> 15 Years (25°C / 77°F)	
Cycle Life	> 6000 cycles, 25°C	
Certification & Safety Standard	UN38.3	

Note: Customized models and adjusted parameters are available upon request.

# B-LFP48 SERIES

51.2V LiFePO4 Solar Wall Batteries










51.2V 10.24kWh/14.34kWh Battery



IP65 protection

51.2V 200Ah, 10.24kWh  
51.2V 280Ah, 14.34kWh

The BSLBATT 51.2V 10.24kWh/14.34kWh home battery with IP65 enclosure is special designed for outdoor installations and utilizes LiFePO4 technology for increased safety and performance levels. The battery is particularly well suited for high power applications with limited installation space and long cycle life.

-  Modular and scalable
-  Maximum 16 in parallel
-  6000 Cycle Life @80% DOD
-  10-year warranty & technical support
-  30 days delivery period
-  For on-grid and off-grid
-  UL standard battery module
-  Compatible with multiple inverters
-  Safe and reliable LiFePO4


Model		ECO 10.0 Plus	ECO 15.0 Plus
Battery Type		LiFePO4	
Nominal Voltage (V)		51.2	
Nominal Capacity (Wh)		10240	14336
Usable Capacity (Wh)		9216	12902
Cell & Method		16S2P	16S1P
Dimension(mm)		519*762*148	470*908*262
Weight(Kg)		85±3	125±3
Discharge Voltage(V)		43.2	43.2
Charge Voltage(V)		57.6	58.4
Charge	Rate. Current / Power	80A / 4.09kW	140A / 7.16kW
	Max. Current / Power	100A / 5.12kW	200A / 10.24kW
Discharge	Rate. Current / Power	80A / 4.09kW	140A / 7.16kW
	Max. Current / Power	100A / 5.12kW	200A / 10.24kW
Communication		RS232, RS485, CAN, WIFI(Optional), Bluetooth(Optional)	
Depth Of Discharge(%)		80%	
Expansion		Up to 16 units in parallel	
Working Temperature	Charge	0~55°C	
	Discharge	-20~55°C	
Storage Temperature		0~33°C	
Short Circuit Current/Duration Time		350A, Delay time 500µs	
Cooling Type		Nature	
Protection Level		IP65	
Monthly Self-discharge		≤ 3%/month	
Humidity		≤ 60% ROH	
Altitude(m)		< 4000	
Warranty		10 Years	
Design Life		> 15 Years (25°C / 77°F)	
Cycle Life		> 6000 cycles, 25°C	
Certification & Safety Standard		UN38.3, UL1973, UL9540A	



# B-LFP48 SERIES

51.2V LiFePO4 Solar Wall Batteries

51.2V 5.12kWh/10.24kWh/15.36kWh Battery



The BSLBATT wall-mounted home battery is a 51.2V solar battery based on LiFePO4 electrochemical technology with various capacity options: 5kWh, 10kWh, 15kWh, which can be flexibly expanded to meet different energy needs of the family.

Modular and scalable	Maximum 16 in parallel	6000 cycle life @90% DOD
10-year warranty & technical support	30 days delivery period	For on-grid and off-grid
UL standard battery pack	Compatible with multiple inverters	Safe and reliable LiFePO4

Item	General Parameter			
	B-LFP48-100PW	B-LFP48-200PW	B-LFP48-300PW	
Model	B-LFP48-100PW	B-LFP48-200PW	B-LFP48-300PW	
Battery Type	LiFePO4	LiFePO4	LiFePO4	
Nominal Voltage (V)	51.2	51.2	51.2	
Nominal Capacity (wh)	5120	10240	15360	
Usable Capacity (wh)	4608	9216	13824	
Cell & Method	16S1P	16S2P	16S1P	
Dimension(mm)(W*H*D)	540*490*147	820*490*147	950*600*190	
Weight(Kg)	53	95	130	
Discharge Voltage (V)	47			
Charge Voltage (V)	55			
Charge	Rate. Current / Power	50A / 2.56kW	100A / 5.12kW	150A / 7.68kW
	Max. Current / Power	80A / 4.096kW	160A / 8.192kW	240A / 12.288kW
	Peak Current / Power	110A / 5.632kW	210A / 10.752kW	310A / 15.872kW
Discharging	Rate. Current / Power	100A / 5.12kW	200A / 10.24kW	300A / 15.36kW
	Max. Current / Power	120A / 6.144kW, 1s	220A / 11.264kW, 1s	310A / 15.872kW, 1s
	Peak Current / Power	150A / 7.68kW, 1s	250A / 12.80kW, 1s	400A / 20.48kW, 1s
Communication	RS232, RS485, CAN, WIFI(Optional), Bluetooth(Optional)			
Depth Of Discharge(%)	90%			
Expansion	up to 32 units in parallel			
Working Temperature	Charge	0~55°C		
	Discharge	-20~55°C		
Storage Temperature	0~35°C			
Short Circuit Current /Duration Time	350A, Delay time 500μs			
Cooling Type	Nature			
Protection Level	IP20			
Monthly Self-discharge	≤ 3%/month			
Humidity	≤ 60% ROH			
Altitude(m)	< 4000			
Warranty	10 Years			
Design Life	> 15 Years (25°C / 77°F)			
Cycle Life	> 6000 cycles, 25°C			
Certification & Safety Standard	UN38.3 B-LFP48-200PW: UN38.3, UL1973, IEC62619, CEC			

Note: Customized models and adjusted parameters are available upon request.

# B-LFP48 SERIES

51.2V LiFePO4 Rack Batteries

51.2V 5.12kWh/10.24kWh/15.36kWh Battery



Item	General Parameter			
	B-LFP48-100E 3U	B-LFP48-200E	B-LFP48-300E	
Battery Type	LiFePO4	LiFePO4	LiFePO4	
Nominal Voltage (V)	51.2	51.2	51.2	
Nominal Capacity (wh)	5120	10240	15360	
Usable Capacity (wh)	4608	9216	13824	
Cell & Method	16S1P	16S2P	16S1P	
Dimension(mm)(W*H*D)	538*483(442)*136	590*483(442)*222	780*483(442)*222	
Weight(Kg)	46	95	130	
Discharge Voltage (V)	47			
Charge Voltage (V)	55			
Charge	Rate. Current / Power	50A / 2.56kW	100A / 5.12kW	150A / 7.68kW
	Max. Current / Power	80A / 4.096kW	160A / 8.192kW	240A / 12.288kW
	Peak Current / Power	110A / 5.632kW	210A / 10.752kW	310A / 15.872kW
Discharging	Rate. Current / Power	100A / 5.12kW	200A / 10.24kW	300A / 15.36kW
	Max. Current / Power	120A / 6.144kW, 1s	220A / 11.264kW, 1s	310A / 15.872kW, 1s
	Peak Current / Power	150A / 7.68kW, 1s	250A / 12.80kW, 1s	400A / 20.48kW, 1s
Communication	RS232, RS485, CAN, WIFI(Optional), Bluetooth(Optional)			
Depth Of Discharge(%)	90%			
Expansion	up to 63 units in parallel			
Working Temperature	Charge	0~55°C		
	Discharge	-20~55°C		
Storage Temperature	0~35°C			
Short Circuit Current /Duration Time	350A, Delay time 500µs			
Cooling Type	Nature			
Protection Level	IP20			
Monthly Self-discharge	≤ 3%/month			
Humidity	≤ 60% ROH			
Altitude(m)	< 4000			
Warranty	10 Years			
Design Life	> 15 Years (25°C / 77°F)			
Cycle Life	> 6000 cycles, 25°C			
Certification & Safety Standard	UN38.3 B-LFP48-200E: IEC62619 B-LFP48-100E 4U: UL1973, IEC62619, CEC			

Discover the power of efficiency and flexibility with BSLBATT's Rack Batteries, featuring lithium iron phosphate technology at its core. Designed to excel in applications with limited space or where seamless integration of multiple batteries into a single system is essential, our Rack Batteries redefine energy storage solutions for diverse needs.

Modular and scalable	Maximum 16 in parallel	6000 cycle life @90% DOD
10-year warranty & technical support	30 days delivery period	For on-grid and off-grid
UL standard battery pack	Compatible with multiple inverters	Safe and reliable LiFePO4

Note: Customized models and adjusted parameters are available upon request.

# MatchBox HVS

High Voltage Stackable System

204.8V - 716.8V, 10.64kWh - 37.27kWh



Model	HVS2	HVS3	HVS4	HVS5	HVS6	HVS7
Rated voltage(V)	204.8	307.2	409.6V	512	614.4	716.8
Cell model(LFP-3.2V)	3.2V 52Ah 102.4V 5.32kWh					
System configuration	64S1P	96S1P	128S1P	160S1P	192S1P	224S1P
Rate power(KWh)	10.64	15.97	21.29	26.62	31.94	37.27
Charge upper voltage	227.2V	340.8V	454.4V	568V	681.6V	795.2V
Discharge lower voltage	182.4V	273.6V	364.8V	456V	547.2V	645.12V
Recommended current	26A					
Maximum charging current	52A					
Maximum discharging current	52A					
Dimensions (W*D*H,mm)	665*370*425	665*370*575	665*370*725	665*370*875	665*370*1025	665*370*1175
Pack weight(kg)	122	172	222	272	322	372
Communication protocol	CAN BUS(Baud rate @500Kb/s @250Kb/s)/Mod bus RTU(@9600b/s)					
Host software protocol	CAN BUS(Baud rate @250Kb/s) / Wifi / Bluetooth					
Operation temperature range	Charge:0~55°C Discharge: -10~55°C					
Cycle life(25°C)	> 6000 cycles @90% DOD					
Protection level	IP54					
Storage tempearture	-10°C~40°C					
Storage humidity	10%RH~90%RH					
Internal impedance	≤1Ω					
Warranty	10 years					
Service life	15-20 years					
Multi-group	Max. 5 systems in parrallel					

### Certification

Safety	IEC62619/CE
Hazardous materials classification	Class 9
Transportation	UN38.3

MatchBox HVS Series high-voltage battery is an ideal component and a highlight of the comprehensive BSLBATT one-stop shop energy storage solution. Consisting of 102.4V 52Ah individual battery modules with capacities ranging from 10.64kWh to 37.27kWh each and expandable by paralleling up to 5 towers, the MatchBox HVS is based on a LiFePO4 battery with a BMS built into the HVS control box for various protection and control functions.



Modular and scalable



Higher energy density



Maximum 5 groups in parallel



10-year warranty & technical support



30 days delivery period



For on-grid and off-grid



UL standard battery pack

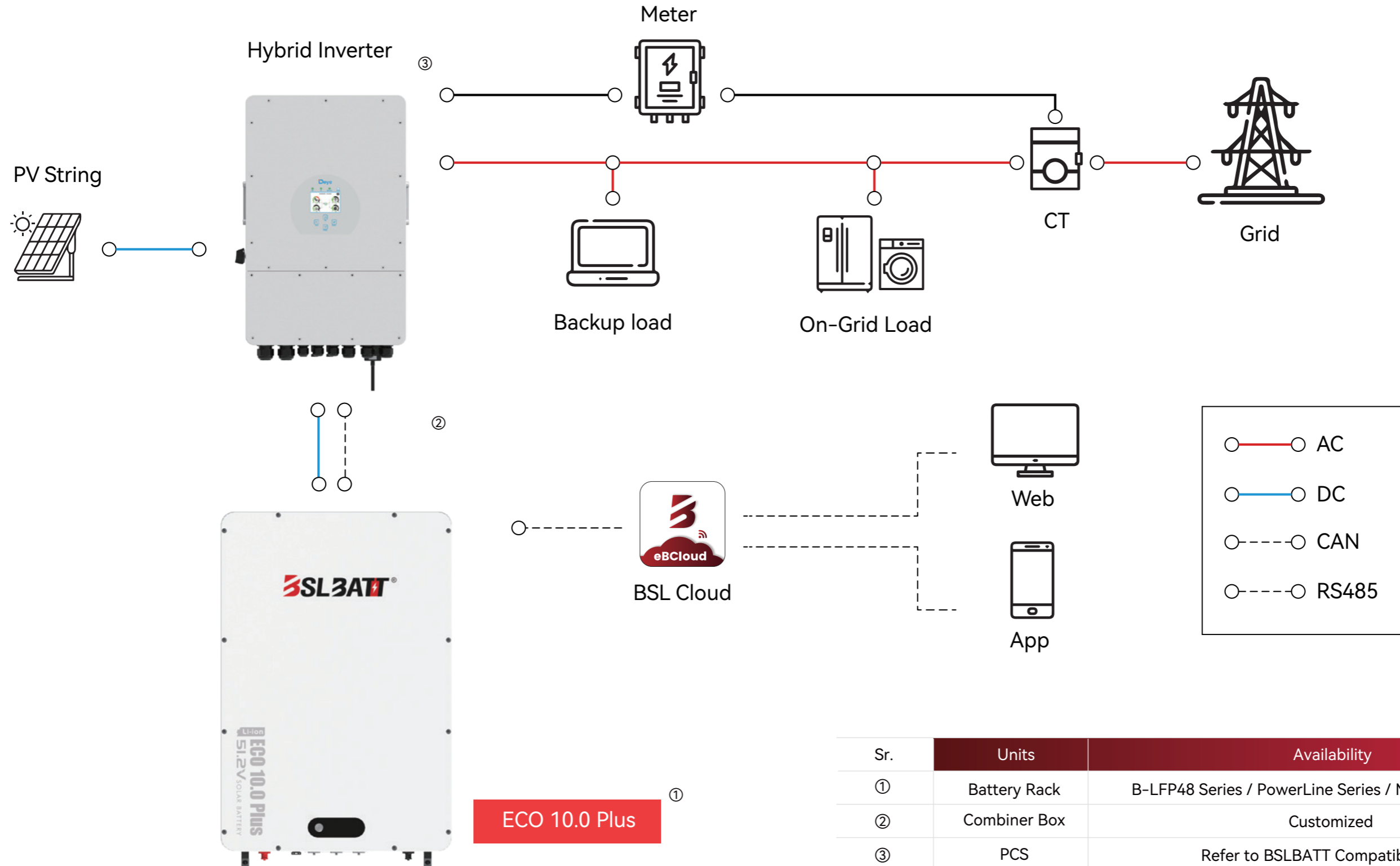


Higher system efficiency



Safe and reliable LiFePO4

# Residential Solutions



Sr.	Units	Availability
①	Battery Rack	B-LFP48 Series / PowerLine Series / MatchBox HVS
②	Combiner Box	Customized
③	PCS	Refer to BSLBATT Compatibility List

# ESS-GRID HV PACK

Flexible And Scalable High-voltage ESS Solutions



**7.8kWh - 466kWh**  
**115.2V-800V**

ESS-GRID HV PACK is a rack-mounted battery system designed for high-voltage applications (three-phase residential systems, industrial and commercial energy storage, microgrids & UPS), each pack is 57.4V 135Ah, by series connection, up to 800V.

Modular and scalable	Maximum 5 in parallel	6000 cycle life @90% DOD
10-year warranty & technical support	30 days delivery period	For on-grid and off-grid
UL standard battery pack	Compatible with multiple inverters	Safe and reliable LiFePO4

Model	HV PACK 5	HV PACK 6	HV PACK 7	HV PACK 8	HV PACK 9	HV PACK 10
Battery Module	57.6V 135Ah 7.776kWh					
Rated Voltage(V)	288.0	345.6	403.2	460.8	518.4	576.0
Rated Capacity(Ah)	135	135	135	135	135	135
Cell Model(LFP-3.2V)(Ah)	135	135	135	135	135	135
System Configuration	90S1P	108S1P	126S1P	144S1P	162S1P	180S1P
Battery Single Box Number	5 pack+ 1 control box	6 pack+ 1 control box	7 pack+ 1 control box	8 pack+ 1 control box	9 pack+ 1 control box	10 pack+ 1 control box
Rate Power(kWh)	38.88	46.66	54.43	62.21	69.98	77.76
Charge Cut-off Voltage(V)	319.5	383.4	447.3	511.2	575.1	639.0
Discharge Cut-off Voltage(V)	256.5	307.8	359.1	410.4	461.7	513.0
Recommended Current(A)	68	68	68	68	68	68
Maximum Charging Current(A)	80	80	80	80	80	80
Maximum Discharging Current(A)	80	80	80	80	80	80
Dimension(L*W*H)(MM)	586*713*1071	586*713*1226	586*713*1381	586*713*1536	586*713*1691	586*713*1846
Host Software Protocol	CAN BUS (Baud rate @250Kb/s)					
Operation Temperature Range	Charge:0~55°C					
	Discharge:-20~55°C					
Cycle Life(25°C)	6000 cycles @90% DOD					
Protection Level	IP20					
Storage Temperature	-10°C~40°C					
Storage Humidity	10%RH ~90%RH					
Internal Impedance	≤1Ω					
Warranty	10 years					
Transportation	UN38.3/IEC62619					
Battery Life	≥15 years					
Weight	Base: 18kg   Single Pack: 68kg   High voltage Box: 20kg					



High Voltage Box Parameters	
Controller Working Voltage	80-800 VDC
System Operation Voltage	102.6-639.0 VDC
Max. Continuous Charge Current	135A
Max. Continuous Discharge Current	135A
Self-consumption	<18W
Dimension (W*D*H, MM)	580*713*170
Weight	20kg
Communication Protocol	CAN BUS (Baud rate @500Kb/s or @250Kb/s)/Modbus RTU(@9600b/s)
Operation Life (Year)	15+
Operation Temperature(°C)	-20~55
Ingress Protection	IP20

# ESS-GRID DyniO Series

All-in-one High Voltage ESS Solutions



## 3 Phase Hybrid Inverter



Battery Parameters		
Battery Model	HV PACK8	HV PACK5
Number Of Battery Packs	8	5
Rated Voltage (V)	460.8	288
Voltage Range (V)	410.4-511.2	256.5-319.5
Rated Energy (kWh)	62.4	39
Max. Discharging Current (A)	67.5	
Cycle Life	6000 Cycles @90% DOD	

PV Parameter		
Inverter Model	INV C30	INV C15
Maximum Power	19.2kW+19.2kW	19.2kW+19.2kW
Maximum PV Voltage	850V	
PV Starting Voltage	250V	
MPPT Voltage Range	200V-830V	
Maximum PV Current	32A+32A	32A+32A

AC Side (Grid-connected)		
Rated Power	30kVA	15kVA
Rated Current	43.5A	22A
Rated Grid Voltage	400V/230V	
Grid Voltage Range	-20%~15%	
Voltage Frequency Range	50Hz/47Hz~52Hz	
	60Hz/57Hz~62Hz	
Voltage Harmonics	<5% (>30% Load)	
Power Factor	-0.8~0.8	

AC Side (Off-grid)		
Rated Output Power	30kVA	15kVA
Maximum Output Power	33kVA	16.5kVA
Rated Output Current	43.5A	22A
Maximum Output Current	48A	24.2A
Rated Voltage	400V/230V	
Output Voltage Harmonics	< 3% (Resistive Load)	
Unbalance	100%	
Frequency Range	50/60Hz	
Output Overload (Current)	48A < I load ≤54A/100S	1.1x continuous /
	54A < I load ≤65A/100S	1.25x 30S / 1.5x 0.1S

System Parameters		
Weight	617kg	407kg
Dimension(W*L*H)	586*713*1719 mm	586*713*1254 mm

System Parameters	
Communication Port	EMS:RS485 Battery: CAN/RS485
DIDO	DI: 2-way DO: 2-way
Maximum power	97.8%
Installation	Insertion Frame
Loss	Standby <10W, No-load power <100W
Protection	IP20
Temperature Range	-30~60°C
Humidity Range	5~95%
Cooling	Intelligent Forced Air Cooling
Altitude	2000m (90%/80% reduction for 3000/4000 meters respectively)
Inverter Certification	IEC61000/EN50549/IEC62619/ NRS/CE/UN38.3
Battery Certification	IEC62619/IEC62040 /IEC62477 CE/UN38.3

15kW / 39-54kWh  
30kW / 62-93kWh

ESS-GRID DyniO Series combine 3 Phase hybrid inverter, BMS and batteries together, make it easier to build your solar storage solution in a time. Plug and play design even makes the installation procedure and the maintenance work easier. From 15kW to 30kW, the power, capacity or the appearance can all be customized.

Modular and scalable	Maximum 3 in parallel	Maximum conversion efficiency of 97.8%
150% overload capacity	Supports oil-engine hybrid operations	Seamless switching between parallel and off-grid (<5ms)
Meets a variety of use scenarios	Remote monitoring and management	Efficient energy management

# ESS-GRID Station Series

Designed For Indoor Use, C&I Battery Systems



**105kWh - 167.9kWh**  
S205-10/11/12/13/14/15/16

Designed for “behind-the-meter” microgrids, C&I energy backup, solar farms, community power generation, electric vehicle charging, and data center applications, the ESS-GRID Station series features a master-slave mechanism multi-tier battery management system (BMS) that monitors, optimizes, and proactively balances the system.



Long cycle life,  
>6000 cycles



High density,  
over 125wh/kg



Modular design for rapid  
expansion and installation



Equipped with an aerosol  
fire extinguisher




WIFI function, remote AOT  
one-click upgrade



Maximum 1C charge and  
discharge

ESS-GRID	S205-10	S205-11	S205-12	S205-13	S205-14	S205-15	S205-16
Rated Voltage(V)	512.0	563.2	614.4	665.6	716.8	768.0	819.2
Rated Capacity(Ah)	205						
Cell Model(LFP-3.2V)(Ah)	205						
System Configuration	160S1P	176S1P	192S1P	208S1P	224S1P	240S1P	256S1P
Rate Power(kWh)	105.0	115.5	126.0	136.4	146.9	157.4	167.9
Charge Upper Voltage(V)	568.0	624.8	681.6	738.4	795.2	852.0	908.8
Discharge Lower Voltage(V)	456.0	501.6	547.2	592.8	638.4	684.0	729.6
Recommended Current(A)	102.5						
Max. Charging Current(A)	200						
Max. Discharging Current(A)	200						
Dimension(L*W*H)(MM)	High Voltage Control Box		501*715*250				
	Single Battery Pack		501*721*250				
Number of Series	10	11	12	13	14	15	16
Communication Protocol	CAN BUS / Modbus RTU						
Host Software Protocol	CANBUS (Baud rate @500Kb/s or 250Kb/s)						
Operation Temperature Range	Charge:0~55°C						
	Discharge: -20~55°C						
Cycle Life(25°C)	> 6000 @80%DOD						
Protection Level	IP20						
Storage Temperature	-10°C~40°C						
Storage Humidity	10%RH ~90%RH						
Internal Impedance	≤1Ω						
Warranty	10 years						
Battery Life	≥15 years						
Weights(KG)	907	992	1093	1178	1263	1348	1433

Note: Parameters can be adjusted according to customer requirements



# ESS-GRID Station Series

Designed For Indoor Use, C&i Battery Systems




**143.4kWh - 229.4kWh**  
S280-10/11/12/13/14/15/16

Designed for “behind-the-meter” microgrids, C&i energy backup, solar farms, community power generation, electric vehicle charging, and data center applications, the ESS-GRID Station series features a master-slave mechanism multi-tier battery management system (BMS) that monitors, optimizes, and proactively balances the system.

- Long cycle life, >6000 cycles
- High density, over 125wh/kg
- Modular design for rapid expansion and installation
- Equipped with an aerosol fire extinguisher
- WIFI function, remote AOT one-click upgrade
- Maximum IC charge and discharge

ESS-GRID	S280-10	S280-11	S280-12	S280-13	S280-14	S280-15	S280-16
Rated Voltage(V)	512.0	563.2	614.4	665.6	716.8	768.0	819.2
Rated Capacity(Ah)	280						
Cell Model(LFP-3.2V)(Ah)	280						
System Configuration	160S1P	176S1P	192S1P	208S1P	224S1P	240S1P	256S1P
Rate Power(kWh)	143.4	157.7	172.0	186.4	200.7	215.0	229.4
Charge Upper Voltage(V)	568.0	624.8	681.6	738.4	795.2	852.0	908.8
Discharge Lower Voltage(V)	456.0	501.6	547.2	592.8	638.4	684.0	729.6
Recommended Current(A)	140						
Max. Charging Current(A)	200						
Max. Discharging Current(A)	200						
Dimension(L*W*H)(MM)	High Voltage Control Box		501*840*250				
	Single Battery Pack		501*846*250				
Number of Series	10	11	12	13	14	15	16
Communication Protocol	CAN BUS / Modbus RTU						
Host Software Protocol	CANBUS (Baud rate @500Kb/s or 250Kb/s)						
Operation Temperature Range	Charge:0~55°C						
	Discharge: -20~55°C						
Cycle Life(25°C)	> 6000 @80%DOD						
Protection Level	IP20						
Storage Temperature	-10°C~40°C						
Storage Humidity	10%RH ~90%RH						
Internal Impedance	≤1Ω						
Warranty	10 years						
Battery Life	≥15 years						
Weights(KG)	1214	1329	1463	1578	1693	1808	1923

Note: Parameters can be adjusted according to customer requirements











# ESS-GRID Station Series

Designed For Indoor Use, C&I Battery Systems



**155.6kWh - 249kWh**  
S304-10/11/12/13/14/15/16

Designed for “behind-the-meter” microgrids, C&I energy backup, solar farms, community power generation, electric vehicle charging, and data center applications, the ESS-GRID Station series features a master-slave mechanism multi-tier battery management system (BMS) that monitors, optimizes, and proactively balances the system.

 <p>Long cycle life, &gt;6000 cycles</p>	 <p>High density, over 125wh/kg</p>
 <p>Modular design for rapid expansion and installation</p>	 <p>Equipped with an aerosol fire extinguisher</p>
 <p>WiFi function, remote AOT one-click upgrade</p>	 <p>Maximum 1C charge and discharge</p>

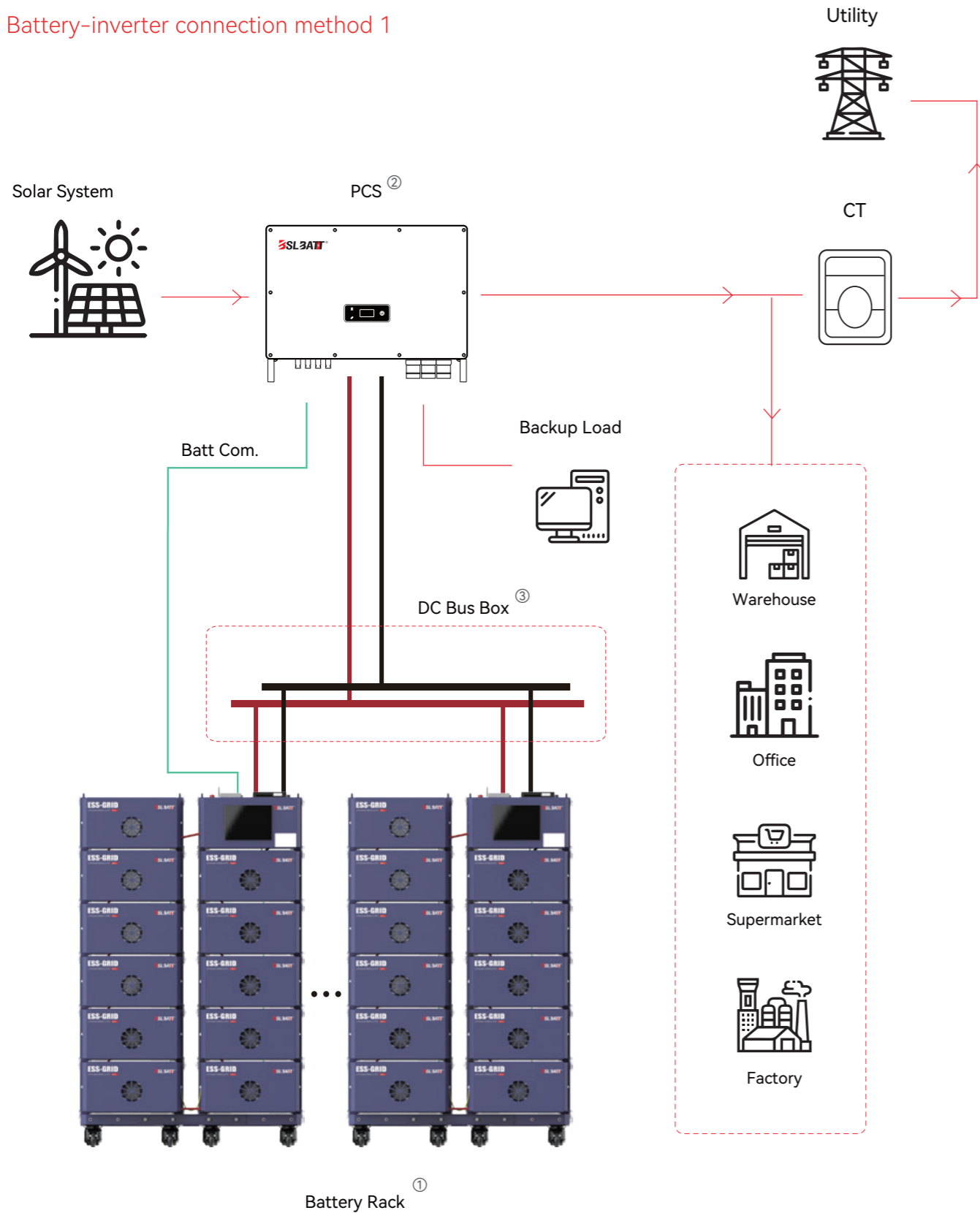
ESS-GRID	S304-10	S304-11	S304-12	S304-13	S304-14	S304-15	S304-16
Rated Voltage(V)	512.0	563.2	614.4	665.6	716.8	768.0	819.2
Rated Capacity(Ah)	304						
Cell Model(LFP-3.2V)(Ah)	304						
System Configuration	160S1P	176S1P	192S1P	208S1P	224S1P	240S1P	256S1P
Rate Power(kWh)	155.6	171.2	186.8	202.3	217.9	233.5	249.0
Charge Upper Voltage(V)	568.0	624.8	681.6	738.4	795.2	852.0	908.8
Discharge Lower Voltage(V)	456.0	501.6	547.2	592.8	638.4	684.0	729.6
Recommended Current(A)	152						
Max. Charging Current(A)	200						
Max. Discharging Current(A)	200						
Dimension(L*W*H)(MM)	High Voltage Control Box		501*840*250				
	Single Battery Pack		501*846*250				
Number of Series	10	11	12	13	14	15	16
Communication Protocol	CAN BUS / Modbus RTU						
Host Software Protocol	CANBUS (Baud rate @500Kb/s or 250Kb/s)						
Operation Temperature Range	Charge:0~55°C						
	Discharge: -20~55°C						
Cycle Life(25°C)	> 6000 @80%DOD						
Protection Level	IP20						
Storage Temperature	-10°C~40°C						
Storage Humidity	10%RH ~90%RH						
Internal Impedance	≤1Ω						
Warranty	10 years						
Battery Life	≥15 years						
Weights(KG)	1214	1329	1463	1578	1693	1808	1923

Note: Parameters can be adjusted according to customer requirements

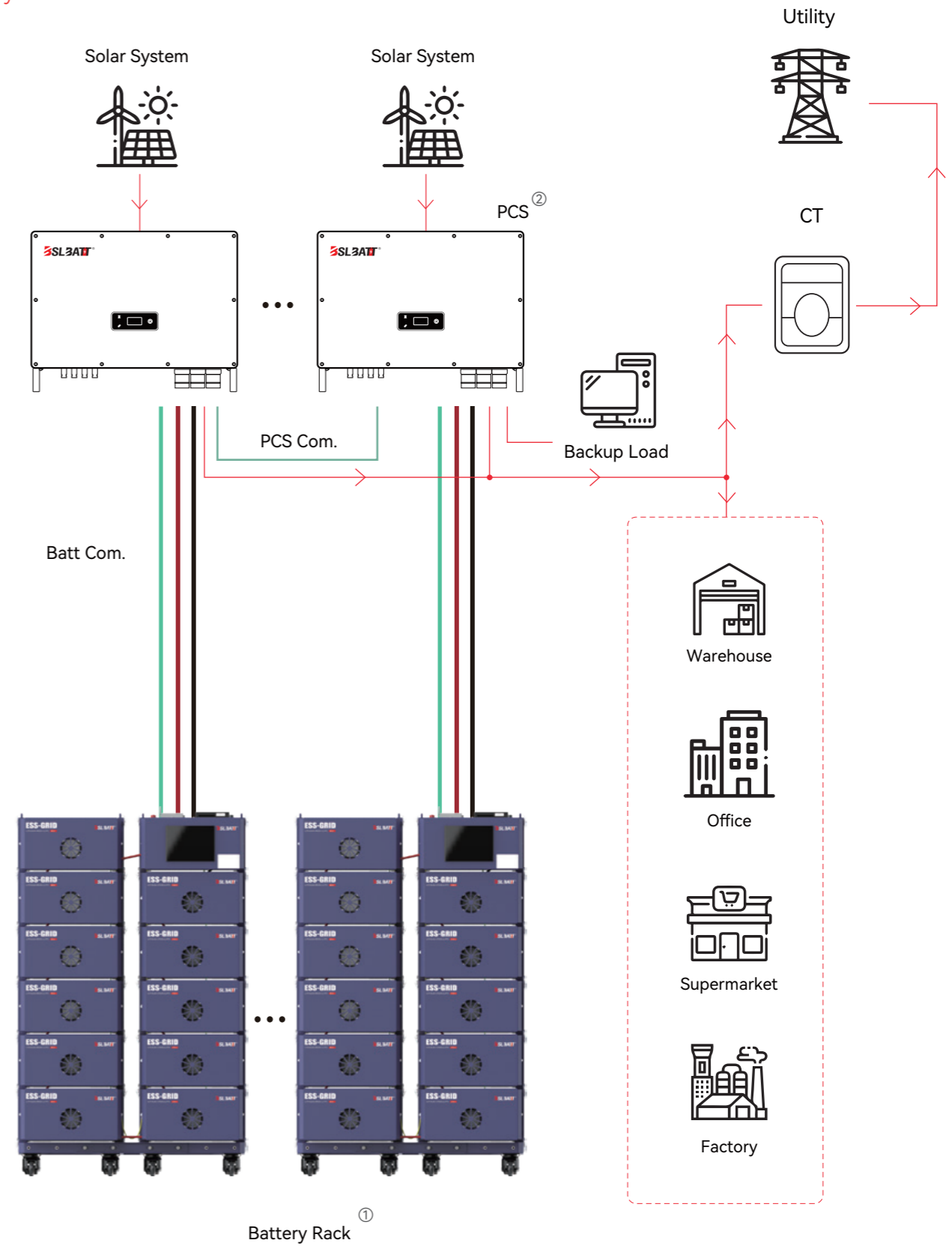


Sr.	Units	Availability	Parameters
①	Battery Rack	HV PACK/S205/S280/S304	Up to 2MWh
②	Combiner Box	Customized	
③	PCS	Refer to BSLBATT Compatibility List	

Battery-inverter connection method 1



Battery-inverter connection method 2



# ESS-BATT Cubicon Series

The Ultimate Battery Solution for Large-scale Applications



ESS-BATT Cubicon Series battery system is engineered to meet the vast energy demands of industrial and commercial enterprises. As the most powerful model in BSLBATT's acclaimed ESS-GRID series, the system offers unmatched energy storage capacity, ensuring a reliable and continuous supply of power for demanding applications.



Huge energy capacity



Advanced LFP technology



Modularity and scalability



Intelligent temperature control system



10-year warranty



IP54 safety protection

Item	General Parameter		
	ESS-BATT-96C	ESS-BATT-103C	ESS-BATT-110C
Model	ESS-BATT-96C	ESS-BATT-103C	ESS-BATT-110C
Series and Parallel	16S1P*14=224S1P	16S1P*15=240S1P	16S1P*16=256S1P
Cooling Method	Air-cooling		
Rated Capacity	135Ah		
Rated Voltage	DC716.8V	DC768V	DC819.2V
Voltage Range	560V~817.6V	600V~876V	640V~934.64V
Operating Voltage Range	627.2V~795.2V	627.2V~852V	716.8V~908.8V
Cell Capacity	96.76kWh	103.68kWh	110.59kWh
Rated Charge Current	135A		
Rated Discharge Current	135A		
Peak Current	200A(25°C, SOC50%, 1min)		
Protection Level	IP54		
Firefighting Configuration	Pack level + Aerosol		
Discharge Temp.	-20°C~55°C		
Charge Temp.	0°C~55°C		
Storage Temp.	0°C~35°C		
Cycle Life	>6000 Cycles (80% DOD @25°C 0.5C)		
Dimension(mm)	1350*900*1800(±10)		
Weight(With Batteries Approx.)	1085Kg	1135Kg	1185Kg
Dimension(W*H*D mm)	149.1*79.22*102.67		
Weight	2.61±0.15kg		
Operating Temp.	-20°C~55°C		
Communication Protocol	CAN/RS485 ModBus/TCP/IP/RJ45		
Noise Level	< 65dB		
Functions	Pre-charge, Over-Voltage/Over-Temperature Protection, Cells Balancing/SOC-SOH Calculation etc.		

Note: The above models are typical configurations, and can also be used for micro-grid and other scenarios with optional photovoltaic charging modules, switching modules, industrial frequency transformers and other components, integrated optical storage, and integrated system cabinets.

# ESS-BATT Cubicon Series

The Ultimate Battery Solution for Large-scale Applications



ESS-BATT Cubicon Series battery system is engineered to meet the vast energy demands of industrial and commercial enterprises. As the most powerful model in BSLBATT's acclaimed ESS-GRID series, the system offers unmatched energy storage capacity, ensuring a reliable and continuous supply of power for demanding applications.



Huge energy capacity



Advanced LFP technology



Modularity and scalability



Intelligent temperature control system



10-year warranty




IP54 safety protection

Item	General Parameter			
	ESS-BATT-200C	ESS-BATT-215C	ESS-BATT-225C	ESS-BATT-241C
Model	ESS-BATT-200C	ESS-BATT-215C	ESS-BATT-225C	ESS-BATT-241C
Series and Parallel	16S1P*14=224S1P	16S1P*15=240S1P	16S1P*14=224S1P	16S1P*15=240S1P
Cooling Method	Air-cooling			
Rated Capacity	280Ah		314Ah	
Rated Voltage	DC716.8V	DC768V	DC716.8V	DC768V
Voltage Range	560V~817.6V	600V~876V	560V~817.6V	600V~876V
Operating Voltage Range	627.2V~795.2V	627.2V~852V	627.2V~795.2V	627.2V~852V
Cell Capacity	200.7kWh	215kWh	225kWh	241kWh
Rated Charge Current	140A		157A	
Rated Discharge Current	140A		157A	
Peak Current	200A(25°C, SOC50%, 1min)			
Protection Level	IP54			
Firefighting Configuration	Pack level + Aerosol			
Discharge Temp.	-20°C~55°C			
Charge Temp.	0°C~55°C			
Storage Temp.	0°C~35°C			
Cycle Life	>6000 Cycles (80% DOD @25°C 0.5C)			
Dimension(mm)	1150*1100*2300(±10)			
Weight(With Batteries Approx.)	1580Kg	1630Kg	1680Kg	1750Kg
Dimension(W*H*D mm)	173.7*72*204.6		173.7*72*207.2	
Weight	5.4±0.15kg		5.45±0.164kg	
Operating Temp.	-20°C~55°C			
Communication Protocol	CAN/RS485 ModBus/TCP/IP/RJ45			
Noise Level	< 65dB			
Functions	Pre-charge, Over-Less Voltage/Over-Less Temperature Protection, Cells Balancing/SOC-SOH Calculation etc.			

Note: The above models are typical configurations, and can also be used for micro-grid and other scenarios with optional photovoltaic charging modules, switching modules, industrial frequency transformers and other components, integrated optical storage, and integrated system cabinets.

# ESS-GRID Cabinet Series

Integrated Turnkey C&I ESS Solution



ESS-GRID C200/C215/C225/C241 boasts outstanding performance, making it versatile for applications in farms, livestock, hotels, schools, warehouses, communities, and solar parks. It supports grid-tied, off-grid, and hybrid solar systems.



High degree of integration



Excellent protection



Multifunctional



Space-saving



Efficient and flexible



Intelligent management (Religion)

Model	ESS-GRID C200	ESS-GRID C215	ESS-GRID C225	ESS-GRID C241
System Parameter	100kW/200kWh	100kW/215kWh	120kW/225kWh	120kW/241kWh
Cooling Method	Air-cooled			
<b>Battery Parameters</b>				
Rated Battery Capacity	200.7kWh	215kWh	225kWh	241kWh
Rated System Voltage	716.8V	768V	716.8V	768V
Battery Type	Lithium Iron Phosphate Battery (LFP)			
Cell Capacity	280Ah	280Ah	314Ah	314Ah
Max. Charge/Discharge Current	140A	140A	157A	157A
Battery Series-parallel Connection Method	1P*16S*14S	1P*16S*15S	1P*16S*14S	1P*16S*15S
<b>PV Parameters</b> (Optional; none /50kW/150kW)				
Max. PV Input Voltage	1000V			
Max. PV Power	100kW		120kW	
MPPT Quantity	2			
MPPT Voltage Range	200-850V			
MPPT Full Load Open Circuit Voltage Range (Recommended)*	345V-580V	345V-620V	360V-580V	360V-620V
<b>AC Parameters</b>				
Rated AC Power	100kW		120kW	
Nominal AC Current Rating	144A			
Rated AC Voltage	400Vac/230Vac ,3W+N+PE /3W+PE			
DC Side Voltage Range	580~1000V (3P3W) / 670~1000V (3P4W)			
DC Side Full Load Voltage Range	625~950V (3P3W) / 670~950V (3P4W)			
Rated Frequency	50Hz/60Hz(±5Hz)			
Total Current Harmonic Distortion (THD)	<3% (Rated Power)			
Power Factor Adjustable Range	1 Ahead ~ +1 Behind			
<b>General Parameters</b>				
Protection Level	IP54			
Fire Protection System	Aerosols / Perfluorohexanone / Heptafluoropropane			
Isolation Method	Non-isolated (Optional Transformer)			
Operating Temperature	-25°C~60°C (>45°C derating)			
Altitude	3000m(>3000m Derating)			
Communication Interface	RS485 / CAN2.0 / Ethernet / Dry contact			
Dimension (L*W*H)	1850*1100*2300mm			
Weight (With Batteries Approx.)	2350kg	2400kg	2450kg	3090kg
<b>Certification</b>				
Electric Safety	IEC62619/IEC62477/EN62477			
EMC (Electromagnetic Compatibility)	IEC61000/EN61000/CE			
Grid-connected And Islanded	IEC62116			
Energy Efficiency And The Environment	IEC61683/IEC60068			

# ESS-GRID FlexiO Series

Resilient, Reliable and Quick Delivery Microgrid System



500kW / 1MWh

ESS-GRID FlexiO is an air-cooled industrial/commercial battery solution in the form of a split PCS and battery cabinet with 1+N scalability, combining solar photovoltaic, diesel power generation, grid and utility power. It is suitable for use in microgrids, in rural areas, in remote areas, or in large-scale manufacturing and farms, as well as for charging stations for electric vehicles.

3D visualization technology, one-click monitoring	Parallel and off-grid, maximum power 1MW	Support diesel power, utility power, photovoltaic
Efficient energy management, multiple modes of operation	Transportation of the whole cabinet, easy to install	Intelligent system control for optimal operation and management
Advanced patented LFP module technology	Intelligent temperature control + multi-level fire protection architecture	Protection class IP54, perfect for extreme weather

## DC PV CABINET

Model	ESS-GRID P500L
<b>AC (GRID-CONNECTED)</b>	
Photovoltaic (DC/DC) Power Rating	500kW
PV (Low Voltage Side) DC Voltage Range	312V~500V
PV Maximum DC Current	1600A
Number Of PV MPPT Circuits	10
Protection Grade	IP54
Protection Grade	I
Display	Touch LCD touch screen
Relative Humidity	0~95% (non-condensing)
Noise Level	Less than 78dB
Ambient Temperature	-25°C~60°C (Derating above 45°C)
Cooling Method	Intelligent air cooling
EMS Communication	Ethernet / 485
Dimension (W*D*H)	1300*1000*2300mm
Weight	500kg

## BATTERY CABINET PARAMETERS

Model	ESS-GRID 241C
Rated Battery Capacity	241kWh
Rated System Voltage	768V
System Voltage Range	672V~852V
Cell Capacity	314Ah
Battery Type	LiFePO4 battery (LFP)
Battery Series-parallel Connection	1P*16S*15S
Maximum Charge/Discharge Current	157A
Protection Grade	IP54
Protection Grade	I
Cooling And Heating Air Conditioning	3kW
Noise Level	Less than 78dB
Cooling Method	Intelligent air-cooling
BMS Communication	CAN
Dimension (W*D*H)	1150*1100*2300mm
Weight	1800kg

The system uses 5 clusters of 241kWh batteries for a total of 1.205MWh

## AC ENERGY STORAGE CABINETS

Model	ESS-GRID P500E
<b>AC (GRID-CONNECTED)</b>	
PCS Rated AC Power	500kW
PCS Maximum AC Power	550kW
PCS Rated AC Current	720A
PCS Maximum AC Current	790A
PCS Rated AC Voltage	400V, 3W+PE/3W+N+PE
PCS Rated AC Frequency	50/60±5Hz
Total Harmonic Distortion Of Current THDI	<3% (rated power)
Power Factor	-1 overrun ~ +1 hysteresis
Voltage Total Harmonic Distortion Rate THDU	<3% (linear load)
<b>AC (OFF-GRID LOAD SIDE)</b>	
Load Voltage Rating	400Vac, 3W+PE/3W+N+PE
Load Voltage Frequency	50/60Hz
Overload Capacity	110% long term operation; 120% 1 minute
Off-grid Output THDU	≤ 2% (linear load)

<b>DC SIDE</b>	
PCS DC Side Voltage Range	625~950V (three-phase three-wire) / 670~950V (three-phase four-wire)
PCS DC Side Maximum Current	880A

<b>SYSTEM PARAMETERS</b>	
Protection Grade	IP54
Protection Grade	I
Isolation Mode	Transformer isolation: 500kVA
Self-consumption	<100W (without transformer)
Display	Touch LCD touch screen
Relative Humidity	0~95% (non-condensing)
Noise Level	Less than 78dB
Ambient Temperature	-25°C~60°C (Derating above 45°C)
Cooling Method	Intelligent air cooling
Altitude	2000m (over 2000m derating)
BMS Communication	CAN
EMS Communication	Ethernet / 485
Dimension (W*D*H)	1450*1000*2300mm
Weight	1700kg

# Lead-acid Replacement Series

Replacement for Lead Acid, GEL or AGM in LFP Battery Solutions



**12.8V/25.6V/38.4V**  
**12.8/25.6/38.4/51.2kWh**

BSLBATT 12V/24V lithium battery is designed to replace lead-acid batteries and can be used in various scenarios such as marine/RV/UPS/golf cart/solar energy.

 Higher energy density	 Advanced LFP technology
 Longer duration	 5X faster charging speed
 >3500 cycle life	 Smaller size

Item	General Parameter			
	B-LFP12-100	B-LFP12-200	B-LFP12-300	B-LFP24-100
Model	B-LFP12-100	B-LFP12-200	B-LFP12-300	B-LFP24-100
Voltage Range(V)	12.8	12.8	12.8	25.6
Typical Capacity (At 0.2c Discharge Rate)	100±1.5Ah	200±3Ah	300±5Ah	100±1.5Ah
Energy(Wh)	1280	2560	3840	2560
Charging Cutoff Current	About 2A	About 10A	About 75A	About 5A
Discharging Inner Resistance	≤ 60mΩ	≤ 60mΩ	≤ 60mΩ	≤ 60mΩ
Weight (kg)	About 10.5±0.5	About 19	About 25	About 19
Dimension (L*W*H) ±2mm	339.7*184.9*218.5	502*186*238.5	502*186*238.5	521*243*222.3
Modules In Series	4	4	4	2
Cycle	≥3500, 80%DOD (0.5C, 25°C)	≥3500, 80%DOD (0.5C, 25°C)	≥3500, 80%DOD (0.5C, 25°C)	≥3500, 80%DOD (0.5C, 25°C)
Output Mode	M8 Terminal	M8 Terminal	M8 Terminal	M8 Terminal
Pack Configuration	4P/4S	4P/4S	4P/4S	4P/2S

Item	General Parameter		
	B-LFP24-150	B-LFP24-208	B-LFP36-100
Model	B-LFP24-150	B-LFP24-208	B-LFP36-100
Voltage Range(V)	25.6	25.6	38.4
Typical Capacity (At 0.2c Discharge Rate)	150±3Ah	200±3Ah	100±1.5Ah
Energy(Wh)	3840	5120	3840
Charging Cutoff Current	About 7.5A	About 20A	About 5A
Discharging Inner Resistance	≤ 60mΩ	≤ 60mΩ	≤ 60mΩ
Weight (kg)	About 25	About 37	About 28.5
Dimension (L*W*H) ±2mm	521*243*222.3	520*268*219	520*268*219
Modules In Series	2	2	2
Cycle	≥3500, 80%DOD (0.5C, 25°C)	≥3500, 80%DOD (0.5C, 25°C)	≥3500, 80%DOD (0.5C, 25°C)
Output Mode	M8 Terminal	M8 Terminal	M8 Terminal
Pack Configuration	4P/2S	4P/2S	4P/2S

Operation Temperature	Charge	0°C~+55°C
	Discharge	-20°C~+60°C
Storage Temperature	-20°C~45°C	
Protection Function	Overcharge, over-discharge, over-current, short circuit and other protection functions	
Shell Material	ABS	

Note: Customized models and adjusted parameters are available upon request.

# Lead-acid Replacement Series

Ultra-thin LFP RV Energy Storage Battery



Item	General Parameter	
	B-LFP12-100S	B-LFP12-200S
Model	B-LFP12-100S	B-LFP12-200S
Voltage Range(V)	9.2~14.6	9.2~14.6
Cell	3.2V 100Ah	3.2V 200Ah
Cell Series & Parallels	4S1P	4S1P
Rated Voltage(V)	12.8	12.8
Rated Capacity(Ah)	100	200
Rated Energy(kWh)	1.28	2.56
Maximum Charge Current(A)	100	200
Maximum Discharge Current(A)	200	200
Pulse Current(A)(5s)	300	300
Recommended Discharge Voltage(V)	11.2	11.2
Life Cycle(@25 0.5C/0.25C, 80%DOD)	>4000	>4000
Short-circuit Current(< 10ms)	Approx. 1200A	Approx. 2500A
Dimension(W*D*H)	270*600*65 MM	275*850*70 MM
Total Weight(Kg)	Approx. 15	Approx. 28
Internal Resistance Fully Charged @25C	10m Ohms	≤5m Ohms
Thermal Management	Nature Cooling	Nature Cooling
Operating Temperature Charge	50°C	50°C
Operating Temperature Discharge	-20~65°C	-20~65°C
Operating Humidity	60±25% R.H.	60±25% R.H.
Recommended Discharge Voltage(V)	13.6~13.8	13.6~13.8

This battery is designed to make the most of your vehicle space, and its ultra-thin design can save more space. With ferroelectric as the core of storage, you can enjoy your trip without worry.



Higher energy density



Advanced LFP technology



Faster charging speed



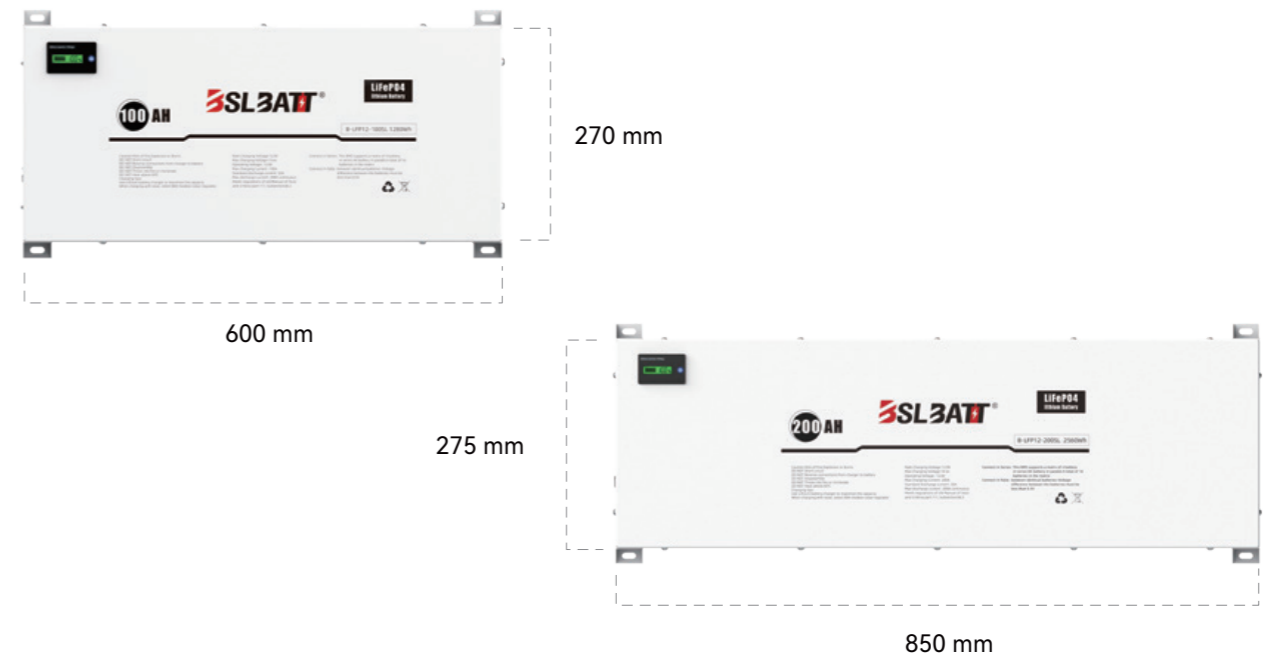
Save 1/3 of the space



> 4000 cycle life



Longer cycle life





# Portable Power Station

Portable Backup Power for Energy Everywhere



Huge Capacity <b>3840wh</b>	Life Cycles <b>4000+</b> Bulit-in LiFePO4 Battery	AC Fast Charging 0%-100% Takes <b>3 Hours</b>	<b>1500W</b> Max Solar Charging	<b>10</b> Output Ports
--------------------------------	---	---	---------------------------------------	------------------------------

3.8H  
Juice Extractor

25.6H  
Car Refrigerator

6.4H  
Coffee Maker

38.4H  
Projector

533 Recharges  
Camera

54 Recharges  
MacBook14

311 Recharges  
Iphone 13

426 Recharges  
Drone

Item	General Parameter
Model	<b>Energipak 3840</b>
Capacity	3840wh
Battery Spec	EVE Brand LiFePO4 Battery #40135
Battery Cycles Life	4000+
Dimension	630*313*467 MM
Weight	40 KG
AC Charging Time	3 Hours (1500W Input Power)
UBS Output	QC3.0*2(USBA) PD30W*1(Type-C) PD100W*1(Type-C)
Charging Modes	AC Charginga Solar Charging (MPPT) Car Charging
AC Output	3300W Max (JP Standard) 3600W Max (USA & EU Standard)
Input Power	Adjustable by Knob 300W/600W/900W/1200W/1500W
LED Light	3W*1
UPS Mode	Switchover Time < 10ms
Cigar Output	12V/10A*1
Working Temperature	-10~45°C

# Battery Manager System(BMS)

LEADING SMART BMS  
Developed & designed by BSLBATT




**50A-300A**

Multiple discharge rate options



**Over 40+**

Adaptive inverter protocol selection



# APP Monitoring

Control and Monitor the system  
Check the battery status



<p><b>Detection &amp; Control</b></p> <p>Real-time monitoring of battery voltage, current, temperature and other parameters, and control according to the set parameter range.</p>	<p><b>Signal Processing</b></p> <p>Receive control instructions from the external system and send battery status information, and process the received instructions and information.</p>
<p><b>Data Processing &amp; Storage</b></p> <p>Process and analyze the collected battery parameters, and record and store the battery's operating status and historical data.</p>	<p><b>Bluetooth, WiFi Function</b></p> <p>Remote real-time monitoring, online parameter setting, OTA software upgrade.</p>

## BSL Cloud

<p>Dynamic Power Flow &amp; Generation Report</p>	<p>Real-time Monitoring &amp; Comprehensive Visualization</p>	<p>Multi-terminal Compatibility &amp; Sharing</p>
<p>Remote OTA Upgrade Reduce Maintenance Costs</p>	<p>Integrated After-sales Service</p>	<p>Backup Function &amp; Data Encryption</p>

# BSLBATT

## Global Cases

Over 90,000 batteries  
in operation



4\* B-LFP48-200PW 40kWh



8\* B-LFP48-170E 36kWh



3\* PowerLine-5 15kWh



6\* B-LFP48-200PW 60kWh



6\* B-LFP48-200PW 60kWh



7\* B-LFP48-200PW 70kWh



12\* B-LFP48-100E 60kWh



3\* B-LFP48-200PW 30kWh




96kW Deye Inverter /  
10\*B-LFP48-300PW  
153kWh / 120kWp Panel




10\* B-LFP48-200E 107kWh



 3\* B-LFP48-100E 15kWh



 3\* B-LFP48-100E 15kWh



 6\* B-LFP48-100E 30kWh



 1\* B-LFP48-100PW 5kWh



 2\* B-LFP48-200PW 20kWh



 4\* B-LFP48-200E 40kWh



 1\* B-LFP48-200PW 10kWh



 2\* B-LFP48-200PW 20kWh



 4\* PowerLine-5 20kWh



 2\* PowerLine-5 10kWh



 3\* B-LFP48-100PW 15kWh



 6\* PowerLine -5 30kWh



 3\* PowerLine-5 15kWh



 2\* B-LFP48-200PW 20kWh



 4\* B-LFP48-170E 35.2kWh



 8\* PowerLine-5 40kWh



 15\* B-LFP48-100E 76.8kWh



 6\* B-LFP48-200PW 60kWh



 10\* B-LFP48-100E 51.2kWh



 20\* B-LFP48-170E 176kWh




 6\* B-LFP48-200PW 60kWh



 12\* B-LFP48-125E 76.8kWh



 6\* B-LFP48-100E 30kWh



 6\* B-LFP48-100E 30kWh



**Installation Location:**



Estonia

**Inverter:**


2\*25kW Hybrid Inverter

**Battery:**

2\*ESS-GRID S205-10  
210kWh Energy Storage

**System Benefits:**

- Peak Shaving
- Increase PV Self-consumption
- Reduce Electricity Costs



**Installation Location:**



Australia

**Inverter:**

8kW Victron Inverter

**Battery:**

6\*B-LFP48-100E  
30.72kWh Energy Storage

**System Benefits:**

- Back-up Power
- Off-grid ESS
- Reduced Electricity Bill
- Increase in PV Self-use Rate

**Installation Location:**



South Africa

**Inverter:**

6\*15kW Victron MultiPlus

**Battery:**

28\*B-LFP48-100E  
143.36kWh Energy Storage

**System Benefits:**

- 24h UPS
- Off-grid ESS
- Mobile Power Vehicle



**Installation Location:**



Zimbabwe

**Inverter:**

ATESS HPS30 30kVa

**Battery:**

32\*B-LFP48-100E HV  
122kWh Energy Storage

**System Benefits:**


- Back-up power
- Solar Healthcare Infrastructure
- Community Electricity
- Microgrids



# Exhibition Trade Shows & Events




The BSLBATT Global Exhibition Program is your choice for advice on the world's fastest growing energy products. More than just an event, it is a program where installers, distributors, project developers, policy makers, solution providers, and technology leaders come together - where you can grow your solar and energy storage projects by building strong relationships.



## OFFICIAL LISTING PARTNERS



## COMPATIBLE BRANDS



# COMPANY OVERVIEW



**90,000**

Global Residential ESS



**Top 10**

Global Residential ESS Supplier



**50+ Countries**

Global Deliveries



**20+**

Years Lithium Experience



**3GWH+**

Delivered Capacity



**Flexible Battery Solutions**

12v~800v Battery



**6.2%**

Continuous R&D Investment



**40+**

Self-developed Patents



BSLBATT®, a leading global manufacturer and supplier of lithium-ion energy storage solutions, with the booming development of solar rooftops and other renewable energy sources, we are committed to providing innovative and affordable renewable energy solutions for residential and commercial applications.

Our product line is comprehensive, offering standardised, cost-effective solutions for both home solar batteries and large-scale industrial energy storage batteries. Our goal is to provide the best lithium battery solutions and to let our customers feel BSLBATT's commitment to quality.

As BSLBATT, we see your needs as our challenge.



## CORPORATE CULTURE

We provide more than just know-how. Impeccable customer service is a pillar of our success. We walk with you every step of the way, from the initial assessment of your specific application to the post-sales service.

Through hard work and humility, talented teams trained to the highest industry standards, and genuine care and concern for our partners, our in-depth resources make adopting lithium-ion technology an easy transition for your business.

**BEST LITHIUM ION BATTERY COMPANY, IS YOUR CHOICE**








# Energy Transformation Needs Enablers

Work with a solar battery supplier you can support and a partner that offers personalized OEM service, technical training and 24/7 global support. That's BSLBATT.




## Huizhou Factory



-  Floor Area  
12000 m<sup>2</sup>
-  Number of Employees  
200+
-  Building Modeling  
3000 m<sup>2</sup>
-  Delivered Capacity  
3 Gwh

## Anhui Factory



-  Floor Area  
1000 m<sup>2</sup>
-  Number of Employees  
100+
-  Building Modeling  
4000 m<sup>2</sup>
-  Delivered Capacity  
1 Gwh

### Reliable

Operator-grade product quality, all passed national/ Industry standard testing and certification.

### Focus

Focus on photovoltaic energy storage battery products, rich product line and on-grid service experience.

### Innovation

Following user demand orientation, constantly reviewing product value and continuous technology investment.





BSL NEW ENERGY TECHNOLOGY CO., LTD

Victron official website authentication

[www.bsl-battery.com](http://www.bsl-battery.com)

Call: +86-752-2819-469

E-mail: [inquiry@bsl-battery.com](mailto:inquiry@bsl-battery.com)

Building 2, Area D, Qunyi Intelligent Manufacturing Industrial Park, Tonghu Ecological Intelligence Zone,  
Zhongkai, Huizhou, Guangdong, China



Website



Tiktok



Youtube