


Lead-acid Replacement Series


Replacement for Lead Acid, GEL or AGM
in LFP Battery Solutions

12V/24V/36V/48V




 Drop-in Replacement

 Tier One, A+ LiFePO4 Cell Composition

 5 Years Warranty Guarantee

 Smart Hardware & Software Design

 Long Service Life

 Eco-Friendly

Lead-acid to Lithium

12V Series

	B-LFP12-7	B-LFP12-20	B-LFP12-50	B-LFP12-72	B-LFP12-100
Nominal Voltage	12.8V				
Typical Capacity (At 0.2c Discharge Rate)	7Ah	20±1Ah	50±1Ah	72±1Ah	100±1.5Ah
Energy	89.6Wh	256Wh	640Wh	921.6Wh	1280Wh
Charging Cutoff Current	About 0.35A	About 1A	About 2.5A	About 2.5A	About 2A
Discharging Inner Resistance	≤ 80mΩ	≤ 60mΩ	≤ 60mΩ	≤ 60mΩ	≤ 60mΩ
Weight	About 1.1Kg	About 2Kg	About 5.2Kg	About 7.6Kg	About 10.5±0.5Kg
Dimension (L*W*H) ±2mm	151*65*94	181*77*170	198*165*175	276*175*190	339.7*184.9*218.5
Modules In Series	4	4	4	4	4
Cycle	≥1500, 80%DOD (0.5C, 25℃)	≥1500, 80%DOD (0.5C, 25℃)	≥3500, 80%DOD (0.5C, 25℃)	≥3500, 80%DOD (0.5C, 25℃)	≥4000, 80%DOD (0.5C, 25℃)
Output Mode	T2 Terminal	M6 Terminal	M8 Terminal	M8 Terminal	M8 Terminal
Pack Configuration	4P/4S	4P/4S	4P/4S	4P/4S	4P/4S

12V Series

	B-LFP12-120	B-LFP12-135	B-LFP12-200	B-LFP12-300
Nominal Voltage	12.8V			
Typical Capacity (At 0.2c Discharge Rate)	120Ah	135Ah	200±3Ah	300±5Ah
Energy	1536Wh	1728Wh	2560Wh	3840Wh
Charging Cutoff Current	About 2A	About 2A	About 10A	About 75A
Discharging Inner Resistance	≤ 60mΩ	≤ 60mΩ	≤ 60mΩ	≤ 60mΩ
Weight	About 13Kg	About 14.5Kg	About 19Kg	About 25Kg
Dimension (L*W*H) ±2mm	330*172*215	483*170*240	502*186*238.5	502*186*238.5
Modules In Series	4	4	4	4
Cycle	≥3500, 80%DOD (0.5C, 25℃)	≥3500, 80%DOD (0.5C, 25℃)	≥3500, 80%DOD (0.5C, 25℃)	≥3500, 80%DOD (0.5C, 25℃)
Output Mode	M8 Terminal	M8 Terminal	M8 Terminal	M8 Terminal
Pack Configuration	4P/4S	4P/4S	4P/4S	4P/4S

Additional Data

Discharge	Working Current	0.5C
	Maximum Current	1C
	Cut-off Voltage	About 10V
Charge	Voltage	14.4±0.1V
	Working Current	0.5C
	Max Charging Current	≤1C
	Charge Mode	CC/CV, please use special lithium charger
Operation Temperature	Charge	0℃ ~ +55℃
	Discharge	-20℃ ~ +60℃
Storage Temperature	-20℃ ~ 45℃	
Protection Function	Overcharge, over-discharge, over-current, short circuit and other protection functions	
Shell Material	ABS	

Note: Parameters can be adjusted according to customer requirements

Lead-acid to Lithium

24V Series

	B-LFP24-50	B-LFP24-67	B-LFP24-100
Nominal Voltage	25.6V		
Typical Capacity (At 0.2c Discharge Rate)	50±1Ah	67±1.5Ah	100±1.5Ah
Energy	1280Wh	1715.2Wh	2560Wh
Charging Cutoff Current	About 0.35A	About 5A	About 5A
Discharging Inner Resistance	≤ 60mΩ	≤ 60mΩ	≤ 60mΩ
Weight	About 9.5Kg	About 11Kg	About 19Kg
Dimension (L*W*H) ±2mm	260*168*209	260*168*209	521*243*222.3
Modules In Series	2	2	2
Cycle	≥3500, 80%DOD (0.5C, 25℃)	≥3500, 80%DOD (0.5C, 25℃)	≥3500, 80%DOD (0.5C, 25℃)
Output Mode	M8 Terminal	M8 Terminal	M8 Terminal
Pack Configuration	4P/2S	4P/2S	4P/2S

24V Series

	B-LFP24-120	B-LFP24-150	B-LFP24-200
Nominal Voltage	25.6V		
Typical Capacity (At 0.2c Discharge Rate)	120Ah	150±3Ah	200±3Ah
Energy	3072Wh	3840Wh	5120Wh
Charging Cutoff Current	About 6A	About 7.5A	About 20A
Discharging Inner Resistance	≤ 60mΩ	≤ 60mΩ	≤ 60mΩ
Weight	Approx 22.5Kg	About 25Kg	About 37Kg
Dimension (L*W*H) ±2mm	532*207*215	521*243*222.3	520*268*219
Modules In Series	2	2	2
Cycle	≥3500, 80%DOD (0.5C, 25℃)	≥3500, 80%DOD (0.5C, 25℃)	≥3500, 80%DOD (0.5C, 25℃)
Output Mode	M8 Terminal	M8 Terminal	M8 Terminal
Pack Configuration	4P/2S	4P/2S	4P/2S

Additional Data

Discharge	Working Current	0.5C
	Maximum Current	1C
	Cut-off Voltage	About 20V
Charge	Voltage	28.8±0.2V
	Working Current	0.5C
	Max Charging Current	≤1C
	Charge Mode	CC/CV, please use special lithium charger
Operation Temperature	Charge	0℃ ~ +55℃
	Discharge	-20℃ ~ +60℃
Storage Temperature	-20℃ ~ 45℃	
Protection Function	Overcharge, over-discharge, over-current, short circuit and other protection functions	
Shell Material	ABS	

Note: Parameters can be adjusted according to customer requirements

Lead-acid to Lithium

36V Series

	B-LFP36-67	B-LFP36-100	B-LFP36-120
Nominal Voltage		38.4V	
Typical Capacity (At 0.2c Discharge Rate)	67±1Ah	100Ah	120Ah
Energy	2572.8Wh	3840Wh	4608Wh
Charging Cutoff Current	About 0.35A	About 5A	About 5A
Discharging Inner Resistance	≤ 60mΩ	≤ 60mΩ	≤ 60mΩ
Weight	About 17.80Kg	About 28.5Kg	About 32Kg
Dimension (L*W*H) ±2mm	483*170*240	520*268*219	640*245*220
Cycle	≥3500, 80%DOD (0.5C, 25 C)	≥3500, 80%DOD (0.5C, 25 C)	≥3500, 80%DOD (0.5C, 25 C)
Output Mode	M8 Terminal	M8 Terminal	M8 Terminal
Pack Configuration	4P2S	4P2S	4P2S

48V Series

	B-LFP48-18	B-LFP48-67
Nominal Voltage		51.2V
Typical Capacity (At 0.2c Discharge Rate)	18±0.5Ah	67±1Ah
Energy	921.6Wh	3430Wh
Charging Cutoff Current	About 0.9A	About 3.3A
Discharging Inner Resistance	≤ 160mΩ	≤ 60mΩ
Weight	About 8.3Kg	About 23.5Kg
Dimension (L*W*H) ±2mm	260*168*209	522*240*218
Cycle	≥1500, 80%DOD (0.5C, 25 C)	≥3500, 80%DOD (0.5C, 25 C)
Output Mode	M8 Terminal	M8 Terminal
Pack Configuration	4P	4P

Additional Data

	36V Series	48V Series	
Discharge	Working Current	0.5C	
	Maximum Current	1C	
	Cut-off Voltage	About 30V	About 40V
Charge	Voltage	43.2±0.2V	57.6±0.1V
	Working Current	0.5C	
	Max Charging Current	≤1C	
	Charge Mode	CC/CV, please use special lithium charger	
Operation Temperature	Charge	0℃ ~ +55℃	
	Discharge	-20℃ ~ +60℃	
Storage Temperature	-20℃ ~ 45℃		
Protection Function	Overcharge, over-discharge, over-current, short circuit and other protection functions		
Shell Material	ABS		

Note: Parameters can be adjusted according to customer requirements

Lead-acid Replacement Series

Ultra-thin LFP RV Energy Storage Battery



Lead-acid to Lithium

Model Number	B-LFP12-100S	B-LFP12-200S
Voltage Range(V)	9.2~14.6	9.2~14.6
Cell	3.2V100Ah	3.2V200Ah
Cell Series & Parallels	4S1P	4S1P
Rated Voltage(V)	12.8	12.8
Rated Capacity(Ah)	100	200
Rated Energy (Kwh)	1.28	2.56
Maximum Charge Current (A)	100	200
Maximum Discharge Current (A)	200	200
Pulse Current(A)(5s)	300	300
Recommended Discharge Voltage (V)	11.2	11.2
Life cycle(@25 0.5C/0.25C,80%DOD)	Approx. 4000	Approx. 4000
Short-circuit Current (< 10ms)	Approx. 1200A	Approx. 2500A
Dimension(W*D*H)	270*600*65 MM	275*850*70 MM
Total Weight (Kg)	Approx. 15	Approx. 28
Internal Resistance Fully Charged @25C	10m Ohms	≤5m Ohms
Thermal Management	Nature Cooling	Nature Cooling
Operating Temperature Charge	0~50C	0~50C
Operating Temperature Discharge	-20~65C	-20~65C
Operating Humidity	60 ± 25% R.H.	60 ± 25% R.H.
Recommended Discharge Voltage (V)	13.6~13.8	13.6~13.8